

- 2 **June/July Stitch-Ins**
- 2 **Welcome New Members**
- 2 **FQBC!**
- 3 **July Program**
- 3 **Photo Workshop**
- 4 **Treasurer's Report**
- 5 **Librarian's Corner**
- 6 **Winner's List**
- 7 **Quilt Shows**
- 7 **Pointers & Tips**
- 8 **Wrap-Up of Quilt Show**
- 9 **Many Helpers Speed Setup**
- 9 **Judge Offers Tips**
- 10 **Operation Homefront Quilt**
- 11 **Block of the Month**
- 11 **Sunshine News**

Miami Valley Quilters' Guild June/July 2004

Quilters' Quotes



"Quilters everywhere should join hands in friendship, creativity and inspiration."

Celebrate Summer With an Auction and Delicious Potluck Dinner

June Meeting

June 8th, 2004
6:30 P.M.
Fairborn Senior Center
325 N. 3rd Street
Fairborn
878-4141

The quilt show work is over, and we can relax and enjoy the evening with friends at our June meeting. As in previous years, we will have a potluck dinner and auction. The guild will provide the paper plates, plastic ware and napkins. Members should bring a covered dish, serving utensil and their drink of choice.

Also get busy cleaning out your sewing room and bring your "unwanted" sewing/quilting items, such as fabric, patterns, notions, quilt magazines, etc., to be auctioned after dinner. You will be able to give a good home to your discards and make money for the guild. The guild receives 100% of the sales for our treasury.

I know we will have many delicious covered dishes and an enjoyable evening. Don't forget...we eat at 6:30, so don't be late!

Rose Hoeg
Hospitality

A Note from the President

The Miami Valley Quilters' Guild is registered with *Quilts and Other Comforts* for participation in the company's rebate program. Copies of the Q&OC Catalog were distributed at the May guild meeting and at the quilt show. These catalogs are marked with the MVQG's registration number (0H290) and all

orders placed with that number will earn the guild a rebate credit worth 10% of the total purchase. The rebates are credited every quarter and the guild can make purchases from Q&OC with these credits.

In addition, the guild will earn a bonus for meeting specific sales figures during the year. When the guild has credit

for \$1,000 in purchases, we will receive a free quilt display stand (not unlike the one purchased for the raffle quilt this year). When we have been credited with \$5,000 in purchases, the guild will receive 100 yards of fabric—this could be used for the annual challenge, or perhaps a special challenge, or it could be used

(continued on page 2)



June/July Stitch-Ins

4th Thursday

Evening stitch-in
held on the fourth
Thursday of the
month at 7 p.m.



The 4th Thursday evening stitch-in will be held **June 24th** at **Jan Delehanty's** home. The address is 9507 Wellbaum Rd., Brookville. Her telephone number is **884-7466**.

The 4th Thursday evening stitch-in will be held **July 22nd** at **Jan Barhorst's** home. The address is 768 Stonehenge Dr., Tipp City. Her telephone number is **335-8504**.

Please call Jan and Jan for directions and to let them know you'll be coming. Enjoy a summer evening with friends and get some of your quilting and piecing done!

Welcome New Members

Please make the following
change to your roster:

Jacie Rinne

jacqualyn@ameritech.net



Visit our
website
at

www.miamivalleyquiltersguild.org

President's Note

(continued from front page)

for a raffle quilt or added to our "stash" for community quilts.

So, I would encourage all guild members to look over the Q&OC catalog carefully when you are considering purchases. We want to continue our patronage of our local quilt shops, but if you want items not available locally, I would encourage you to look first in the Q&OC catalog. Your purchase can be to the advantage of the guild. Also, encourage your sewing friends who are not members of the guild to look at Q&OC as well. Even if they are not members, if they use our registration number (0H290) on their orders we will receive the credit. The rebate program is good on mail orders as well as on purchases made on-line

through the Q&OC website—www.quiltsonline.com.

The guild's registration number also will be printed in the newsletter each month and will be posted on our website.

Congratulations to all who were represented in the quilt show and thanks to all those who helped make it a tremendous success. Pictures from the show will be posted on the website. If you would like a copy of one or more of the digital photo files more suitable for printing, let me know.

Ed Chamness

President, 372-5821

mrandmrsquilter@aol.com

Don't Forget the FQBC!

Members who have birthdays during the month of **June** can participate in the Fat Quarter Birthday Club drawing at the June meeting. To enter, a piece of fabric with your name attached. We will draw one name and that lucky person will win all of the fat quarters.



"Enjoying Art Quilts: A Visual Feast"

July Meeting

July 13th, 2004

7:00 P.M.

Fairborn Senior Center

Maria Elkins, our Guild's own talented quilt artist, will be the featured speaker at the July 13 meeting. Maria was drawn into the world of quilting by the array of traditional quilts that caught her attention in the late 1970s and early 1980s. She devoured every book available, collecting block names like one collects butterflies.

While she still loves these time-honored designs, she has expanded her love of quilts to include wildly original art quilts.

Maria is excited to share her collection of slides representing a diverse range of art quilts. She will also show a sampling of her own original art quilts and answer questions on how they are created using

paints, inks, and other embellishments. Please join us for this very special program!

Ann Clutter
Vice-President



Photo Workshop

Quilter's Fare is having a Contemporary Photo Quilting Workshop on July 17th. The teacher will be **Meg Warner** from York, Pennsylvania. She is a very qualified teacher having had her quilts

on display at various quilt shows. Class hours will be from 11 A.M. to 4 P.M. The cost is \$25.00 and the class size is limited to 15. Preregistration is required.



Quilter's Fare Sewing Center

(937) 836-4949 1 888-406-4259

<ul style="list-style-type: none">  Quilting Fabrics  Patterns  Books  Notions 	<ul style="list-style-type: none">  Quilter's Cotton  Hobbs Batting  Classes  Hinterberg Frame
--	--

Sewing & Embroidery Machines

Janome Singer

Mon. 10:00 a.m. – 7:00 p.m.
Tue. – Fri. 10:00 a.m. – 5:00 p.m.
Sat. – 10:00 a.m. – 4:00 p.m.

506 W. National Rd. • Englewood, Ohio

Conveniently located on Rt. 40 at Union Rd.



Treasurer's Report

Submitted by Rhonda Tiefert, Treasurer

For period April 16, 2004 – May 15, 2004

BEGINNING BALANCE \$1,907

INCOME

Membership	\$ 195
Sunshine (door prize box)	58
Advertising	200

TOTAL INCOME +\$453

EXPENSES

Newsletter		
Printing	154	
Postage	111	265
Rent		
P.O. Box: (6 mos.)	19	
Guild Meeting	75	
Board Meeting	16	110
Meeting Set-Up		50
May Program		
Jennifer McCann/Quilt Tends	160	

TOTAL EXPENSES -\$585

ENDING BALANCE = \$1,775

Quilts Galore Ltd

Quiltmaking & Long-Arm Machine Quilting

Gloria Malinovsky
Owner

1095 Meadow Lark Drive
Enon, OH 45323-9701

(937) 864-7841
G.MALO@woh.rr.com



K-C QUILTERS 2nd ANNUAL QUILT SHOW JUNE 12 & 13

Special Guest: Dr. Don Locke with his inspirational quilt, "The Supper," depicting the Last Supper. It has been in 26 states and overseas. This is Dr. Locke's first time in Ohio.

The K-C Quilters will offer locally made quilts, a raffle, concession stand, bake sale and free parking.

7340 Taylorsville Rd.

Huber Heights, OH 45424

1/2 mile south of I-70 and St. Rt. 201
Open Sat. 10-5 and Sun. 12-5

Admission: \$3.00

Call (937) 235-2000 for lodging
Call (937) 233-7021 for show info.

St. Rt. 201	St. Rt. 201	I-70
	Taylorsville	<input type="checkbox"/>

*Professional machine quilting
& other needleworks*

LANNeedleworks

Linda A. Newcomer
4671 Glenheath Drive
Kettering, OH 45440

937.439.5516
www.lanneedleworks.com
linda@lanneedleworks.com



Librarian's Corner


Ilova Oyola 879-5510



I would like to remind our members that there will be no Library at our June meeting due to the potluck. I will be have a Book Return crate to collect any checked out or overdue books. I will also have some books from our collection on sale, so bring your single dollar bills and find a bargain. Collection and Sale will be held at a

table outside our meeting room prior to the start of the potluck.


Please review the list of "missing" books in last month's newsletter. If you bought a book(s) during a library book sale, please let me know in order for me to update our inventory listing.



**Blackberry
Patchworks**

Where you can go for wools,
and, always
25% off Books/Magazines

408 N. MAIN ST.
PIQUA, OHIO 45356 937-615-0877
www.blackberrypatchworks.com




*Unique Stitches Quilt Shop
and Professional Machine Quilting*

"We Complement Your Quilts With Unique Stitches."

- ◆ Full service quilt shop
- ◆ Quilting, binding, quilt labels, embroidery, photo transfer
- ◆ Custom made quilts, bedspreads, shams, bedskirts
- ◆ Books, notions, patterns
- ◆ An extensive array of quilting services offered
- ◆ Quilt racks and shelves
- ◆ Maywood Studio, RJR, Hoffman, Banartex, South Seas, A E Nathan

Guild members receive a 10% discount always!

3295 Seajay Dr.
Beaver Valley Shopping Center
Please note street name change
Beavercreek, OH 45430
(937) 429-0894

Monday and Thursday, 10 A.M. – 8:00 P.M.
Tuesday, Wednesday, Friday and Saturday 10 A.M. – 4 P.M.

www.uniquestitches.com usquilts@sbcglobal.net

FLORAL FANTASY QUILT SHOW WINNER'S – MAY 2004

CATEGORY	PLACE	NUM.	NAME
Best of Show		#338	Judy Kuenle
Theme	1 st	#102	Mindy Marik
Theme	2 nd	#103	Maria Elkins
Theme	3 rd	#105	Susan Schaller
Theme	H	#104	Susan Schaller
Bed—Traditional Pieced	1 st	#338	Judy Kuenle
Bed—Traditional Pieced	2 nd	#122	Nola Burge
Bed—Traditional Pieced	2 nd	#135	Maria Elkins
Bed—Traditional Pieced	3 rd	#141	Judy Garrett
Bed—Traditional Pieced	3 rd	#143	Terrie Corley
Bed—Traditional Pieced	H	#123	Helen Stevenson
Bed—Traditional Pieced	H	#139	Rhonda Tiefert
Bed—Traditional Appliqué	1 st	#253	Jenny Kaffenberg
Bed—Traditional Appliqué	2 nd	#252	Helen Stevenson
Bed—Traditional Appliqué	3 rd	#254	A. Sue DeSantis
Bed—Traditional Appliqué	3 rd	#257	Terrie Corley
Bed—Traditional Appliqué	H	#255	Kathleen Bean
Bed—Innovative Pieced	1 st	#301	Pat Stevenson
Bed—Innovative Pieced	2 nd	#304	Susan Sloan
Wall—Traditional Pieced	1 st	#417	Barb Dunnick
Wall—Traditional Pieced	2 nd	#131	Sandy Kirby
Wall—Traditional Pieced	3 rd	#402	Nola Burge
Wall—Traditional Pieced	H	#403	Virginia Kier
Wall—Traditional Pieced	H	#419	Fran Nees
Wall—Traditional Appliqué	1 st	#501	Phyllis Young
Wall—Traditional Appliqué	2 nd	#502	A. Sue Desantis
Wall—Traditional Appliqué	3 rd	#503	Lois McFarland
Wall—Innovative Pieced	1 st	#604	Mindy Marik
Wall—Innovative Pieced	2 nd	#511	Fran Nees
Wall—Innovative Pieced	3 rd	#602	Virginia Kier
Wall—Innovative Pieced	H	#611	Stephanie Sprinkle
Wall—Innovative Appliqué	1 st	#504	Maria Elkins
Wall—Innovative Appliqué	2 nd	#510	Barb Dunnick
Wall—Innovative Appliqué	3 rd	#607	Susan Schaller
Wall—Innovative Appliqué	H	#679	Susan Schaller
Wall—Innovative Appliqué	H	#680	Susan Schaller
Miniature Quilts	1 st	#809	Barb Dunnick
Miniature Quilts	2 nd	#807	Barb Whitney
Miniature Quilts	H	#810	Rose Hoeg
Miniature Quilts	H	#811	Rose Hoeg
Clothing	1 st	#827	Vickie Vagedes
Clothing	2 nd	#828	JoAnne Cetone
Clothing	3 rd	#826	Marie Wells
Group Quilts	1 st	#851	Brenda Glowienka
Group Quilts	2 nd	#855	Mary Jobe
Group Quilts	3 rd	#852	Rhonda Tiefert
Other	1 st	#951	Staci Hogan
Quilts by Kids	1 st	#905	Lydia Nees
Quilts by Kids	2 nd	#904	Kelly Robinson



 **June 12th – 13th**
20 Years of Memories

Presented by the String-A-Long Quilt Guild (10th Biennial Quilt Show), the show is held at the Porter County Expo Center. Center is one mile south of Rte. 30 on Rte. 49 in Valparaiso, Ind. Hours are Saturday, 9 A.M. – 5 P.M. and Sunday, 10 A.M. – 4 P.M. Admission is \$5. There will be over 200 quilts and quilted items on display, merchants mall and boutique, demonstrations, raffle quilt drawing, door prizes, quilts appraisals and more. For more information, contact Judy at 219-464-4475 or email valpoquilt@yahoo.com.

 **June 18th – 20th**
Sew-Quilt Embroidery Festival

Held at the Sharonville Convention Center, 11355 Chester Rd., Sharonville, Oh. Hours are Friday and Saturday, 10 A.M. – 6 P.M. and Sunday 10 A.M. – 5 P.M. Admission is \$7, kids under 13 free. Kaye Wood, Cindy Walter and Jodi Barrows, three of the most noted quilt designers in the country, will be special guests. For seminar/workshop schedule, send SASE to PCM Expo, P.O. Box 70007, Reno NV 89570-0007.

 **August 13th – 14th**
Quilts for Change 2004

Sponsored by Zonta Club of Cincinnati and Provident Bank. Held at the Cintas Center at Xavier University, 1624 Herald Ave., Cincinnati, Oh. Show times are 9:30 a.m. to 8 p.m. Admission is \$8 or \$14 for two days. Lecture and book signing by Faith Ringgold. Workshops by Sherry Whetstone, Hollis Chatelain, Ann Fahl, Caryl Bryer Fallert, Donna McDade and Susan Shie. Prizes, raffle and merchant mall. Proceeds support innovative efforts to eliminate violence against women and children. For more information, contact Rhonda Deel, QFC Show Info., 120 Glen Lake Rd., Loveland OH 45140 or visit www.quiltsforchange.org.



Pointers & Tips for Quilting

Choosing Colors: If you are having trouble putting colors together, clip pictures from magazines you like and save them for inspiration when choosing quilt fabric.

Piecing: When piecing, choose one neutral thread color that works well with all fabrics. This saves the hassle of changing thread color for every fabric.

Design Wall: A design wall is very helpful for viewing your quilt. It can be as simple as a piece of flannel or fleece pinned on the wall. For a heavier duty board, you can use a large piece of styrofoam covered with flannel or a heavier board from a builder's supply store. Just be sure you can easily stick a pin in the board before you buy.

Set Up an Efficient Work Place: the "kitchen triangle" that interior designers insist upon, works for quilting, too! Instead of a "sink, stove, work surface" set up a "machine, pressing, work surface" triangle. Position everything so that you only have to take a few steps in between. This saves time and energy when working on large projects.

Wrap-Up of Floral Fantasy Quilt Show

Our quilt show is over and it was wonderful. We received so many compliments on the show. Most of them concerned the fact that our show puts the emphasis on the quilts rather than the vendors. Of course, the credit for this show goes to the wonderful guild members who volunteered their time to help in many ways.

I want to issue special thanks to the people who chaired different committees. First is **Lyn Mosher**. Lyn was in charge of the workshop, but she wore several hats. I got bogged down with moving to a new house and Lyn stepped in to make sure that things stayed on schedule and nothing was overlooked. She also kept our featured artist, **Patricia Campbell**, entertained. Patricia and her assistant said they had never been treated more royally than here in Dayton. Thank you Lyn for being my strong right hand and friend.

Rose Hoeg was really special. She volunteered to help out and wound up with the job of hanging the show and all the other jobs that entails. I know it was scary to suddenly have all that responsibility in her lap. She did have some assistance from **Harolyn Burns** and several other people. I know Rose really appreciated all the help she got. Many thanks, Rose, for a job beautifully done.

Barbara Whitney did a superb job of getting our vendors. Getting people to commit to a show that is two years in the future is not always easy. It involves a lot of correspondence and staying in

touch with those who do send in their money. Keeping them all happy during the show is also a daunting task. Her diplomacy and tact are appreciated. Thank you, Barbara, for making our shopping experience at the show exciting.

We got a very experienced person to handle our boutique in the person of **Priscilla Avery**. She had the booth set up in record time and kept it looking interesting. The boutique was busy every time I looked over there. We don't have the figures yet, but I know we sold a lot of the members' items. Thank you, Priscilla, for bringing your special talents to our show.

As always, **Phyllis Helm** did a great job with the demonstrations. I know it is hard to have someone scheduled every hour during our show. Somehow she pulls it off every time. She must have amazing powers of persuasion. Thank you, Phyllis, for helping with one of our outreach goals, educating the public about our art.

Of course, no show could take place without someone to haul all the quilt racks from the storage shed and set them up. Many thanks to **Chris** and **Jerry Landis** for a beautiful job. Our show went up and came down in record time. Without their expertise in this job, that would take forever. Many thanks Chris and Jerry for your organizational skills.

Barb Dunnick also needs to be thanked for helping out with the publicity. We had a lot of obstacles in that department this year. The newspapers and TV stations were not interested in our show and the

hamvention people really dropped the ball. Barb kept plugging away and she did manage to get Channel 22 to come out. Many thanks, Barbara, for doing one of the most frustrating jobs in the world.

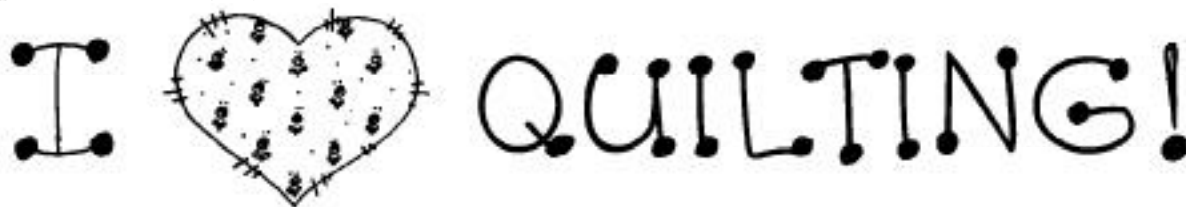
Susan Schaller has done a fantastic job with the raffle quilt. She helped pick the fabrics, did two of the blocks, re quilted the whole quilt and really worked at selling raffle tickets. We didn't even have to ask her to do the jobs, she just did them. Thank you, Susan, for volunteering to help wherever help was needed.

Of course, we can't forget **Judy Huebner** who made sure all our finances were in order. She did a wonderful job of keeping things in the proper categories when money came in or went out. Being the quilt show treasurer is a tremendous responsibility, and she makes it seem easy. Thank you, Judy, for bringing your mathematic skills to our show.

I must also thank all the guild members who pitched in and helped during the show. Without you, none of this would have been possible. We have truly wonderful members who are very generous with their time and talents. Thank you! Thank you! Thank you! I know you will be just as helpful to the person who takes over to chair our 2006 show.

The winner of our raffle quilt was **Kathy Walton** of Centerville.

Marie Wells
Quilt Show Chairperson



Many Helpers Speed Setup

The setup of quilt show went very well because of the great people who showed up to help. They got it done in record time, and they did a beautiful job. Also the take-down was very efficient. What a great team! I want to thank them all for a great job.

I also want to thank **Carolyn Uecker** for all the typing and errand runs she did for the show. Carolyn, **Michele Giefer**, and **Chris Garcher**, thanks for the typing and printing you did. Your efforts are truly appreciated. I especially want

to thank **Harolyn Burns** for all her input and encouragement.

I could not have done this job without all of our wonderful volunteers! I can't thank everyone by name, but I am really grateful that so many people helped with the show. We even had some former members show up to help. They happened to be in town at the right time. Everyone deserves a big THANK YOU.

Rose Hoeg
Setup Chairperson

Classified Ad

We accept classified ads for \$5.00 per issue. Items must be of interest to quilters and collectors, and may be submitted by anyone, including non-members.

Judge Offers Tips for Quilting

Volunteering to help with the judging of the quilt show was a positive learning experience. It was fun to see all the beautiful and colorful quilts—first.

Sharon Mareska, an NQA certified quilt judge, was cheerful

and very knowledgeable. She was amazed with the quality of the quilts and suggested that we have more categories next time, because she had to pass over some excellent quilts. She said we had contenders for the best quilting and the best

binding awards in any show.

She gave many comments that we can all use in our quilts to make them better. The most common was BINDINGS and PET HAIR. These hints can help us become better quilters:

- * When making bias corners on binding, sew them shut.
- * Keep lines (edges of quilt and inside block lines) straight. Some were distorted by the quilting.
- * Avoid traveling stitches on the back.
- * Trim piecing and quilting threads.
- * Remove any marking lines on front of quilt.
- * Not enough quilting on borders or blocks.
- * Take care with points (don't cut them off).
- * Closer, tighter appliqué stitches.
- * Too many pet hairs that were being transferred to all quilts.

If we follow these suggestions, we can improve our quilts for the next quilt show in 2006. Happy quilting!

Rose Hoeg

Board of Directors for 2004

President	Ed Chamness	372-5821
Vice President	Ann Clutter	433-4354
Rec. Secretary	Pat Dewees	740-335-4930
Corres. Secretary	Vicki Vagedes	429-9787
Treasurer	Rhonda Tiefert	426-7970

Fabric Shack Stores

1-877-666-4245

Retail and internet source of Historic Mountain Mist Patterns. Our store offers pre-priced fabric which is then discounted at approximately 10-15%. All are treated equal to our lower prices on first quality, name brand materials. You will find a great selection of decorating goods at store 2, also reasonable. For decorating store, call (513) 897-0711.



Operation Homefront Quilt

In May 2003, Jessica Porter of Hudson, Fla. began making a quilt for every family who has lost a soldier to the war in Iraq. This is a huge undertaking for anyone, but Jessica is only 19 years old.

APQS donated a longarm quilting machine to speed the cause. However, the list of fallen soldiers continues to grow and so does Jessica's need for new supplies. Here is our opportunity to help her continue the project.

Jessica Needs:

1. Solid color fabrics (especially red, burgundy, royal blue and white)
2. Patriotic prints
3. Completed patriotic quilt tops. She will finish and forward them to the families. She gives no size recommendations.

We will have a drop off point at the Block of the Month table during the months of June and July. Please give generously. Many of our soldiers already have.

If you wish to send a box on your own, the address is:

Jessica Porter
12637 Sugar Creek Blvd.
Hudson, FL 34669-2818

Amy Peters, 937-390-9553

Daisy Barrel



NEEDLE ENTHUSIASTS

Discover Us — See what you've been missing!

Each day brings new Books, Fabrics, Patterns & Kits in all departments

- CROSS STITCH
- QUILTING
- SUPPLIES FOR MOHAIR TEDDIES
- RUBBER STAMPING
- STENCILING

Phone 879-0111
19 W. Main Street Fairborn

HOURS: Monday and Thursday • 10-8
Tuesday, Wednesday, Friday and Saturday, • 10-4

BRINGS YOU OHIO'S BEST...

Fabric Shack Stores

Fabric Shack

99 S. Marvin Ln. & Miami St.
Waynesville, OH 45068
Daily 10:00 - 5:00 Thurs 10:00 - 8:00
Sunday 12:00 - 5:00
Phone (513)897-0092
email: info@fabricshack.com

Decor Store


232 Miami Street
Waynesville, OH 45068
Daily 10:00 - 5:00
Sunday 12:00 - 5:00
Phone (513)897-0711
www.fabricshack.com
Fax (513)897-7175



LARGE VARIETY OF UNIQUE AND SELECT QUILTING MATERIALS.

We ship around the world (PP)

Red, White and Boom!



Lynn Hunger
969-8700

From many patriotic reds, cut strips from 1" to 2½" wide the width of the fabric. From many patriotic blues, cut similar strips.

From a solid white, cut two (2) strips 6½" by the width of the fabric. *Do not cut these strips into triangles!*

Sew these strips into a red unit and a blue unit as shown below. Offset each strip by ½" as shown. Trim each unit to exactly 6½" wide.

Cut as many 60 degree triangles from these strip-pieced units as possible. You may make as many as you wish.


Place one half of your red and blue triangles with one of the white strips, and put them in a sandwich bag. Attach your name on two (2)

separate pieces of paper to this bag. This is your bag for the drawing.

Do the same with the remaining units. This bag will be used for a community project. We could send the top to the young woman making quilts for all the families who have lost a soldier in the war *or* we could send the completed quilt to the family of Private Maupin here in the Miami Valley. I will need help either way. Please volunteer for a good cause.

Remember to contribute a January block to me if you have not already made one. See me for instructions.


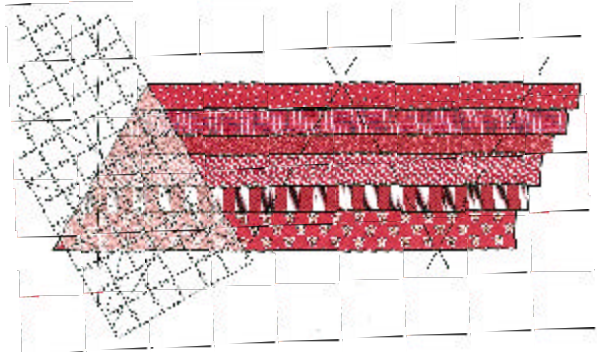
Bring your blocks to the **June** or **July** meeting.



sunshine news

If you hear of a member who could use our support, please call Amy Peters at 937-390-9553.

No news is good news! If you hear of a member who could use our support, please give Amy a call.



Cut 66 red triangles.



Cut 66 blue triangles.



Deadline

for the August issue is

**Monday,
July 19th**

Reminder

All articles are subject to editing and approval by the editor.

Materials received after the published deadline date will be considered for publication only if space and time permit.

Guild Friends: need to reach us?

Please send all guild correspondence to our post office box address. That way our new officers will receive it. Our address is:

**Miami Valley Quilters' Guild
P.O. Box 340141
Beavercreek, Ohio 45434**

Quilters' Quotes is a copyrighted publication of the Miami Valley Quilters' Guild. No one may reprint this newsletter in any form, in part or in whole, without the written permission of the editor. Our guild is a member of the National Quilting Association (NQA), Chapter

Quilting stories, ideas, news?

Send to:

Chris Garcher

MVQG Newsletter Editor
6258 Gander Road East
Dayton OH 45424
937-233-4641

E-mail:

DJGarcher@compuserve.com


Advertisers

Please contact:

Staci Hogan

1417 Muirfield Ct.
Centerville, OH 45459
937-432-1449

E-mail: SHogan9211@aol.com
for fees and contracts.



Miami Valley Quilters' Guild

P.O. Box 340141

Beavercreek, Ohio 45434



Thanks to the
MVQG
Membership
For Your Hard Work
On
Quilt Show 2004